



2 GOALS & POLICIES

Contents

- 2.1 Community Indicators Goals..... 2-3
- 2.2 Comprehensive Plan Policies 2-6
- 2.3 Budgeting by Priorities Goals..... 2-9

Exhibits

- Exhibit 2-1: Comprehensive Plan Goals 2-4
- Exhibit 2-2: Summary of 2008 Community Indicators for Parks and Recreation 2-5
- Exhibit 2-3: Budgeting Priorities 2-9
- Exhibit 2-4: Parks and Recreation Department Budgeting by Priorities (BP) Goals 2-10

Attachments

- 2A: Parks, Recreation, and Arts Policies
- 2B: Citywide Policies

2 GOALS & POLICIES





2 GOALS & POLICIES

The Redmond Comprehensive Plan is the document that provides vision, goals and policies for the City. The PARCC Plan is the document that provides the approach for implementing those goals and policies. In addition, this chapter proposes some new policies and goals, based on research and analysis conducted as part of this plan, which will be proposed for adoption into the Comprehensive Plan.

This chapter highlights the existing key goals and policies related to parks, trails, arts, recreation, culture, and conservation. Chapters 12 through 21 will explain the strategies identified to fulfill those goals on a neighborhood basis.

Although the Parks, Recreation and Arts Element of the Comprehensive Plan contains the primary set of goals and policies related to the PARCC Plan, nearly all of the other elements also contain pertinent goals and policies. In addition, the Community Indicators and Budgeting by Priorities programs also provide key goals and policies relevant to this plan.

What is a Comprehensive Plan?

The plan is a visioning document for the community that identifies the long-term values of the community and physical improvements necessary to meet future needs for land, transportation facilities, utilities, housing, and parks and open space. The plan is a living document that is amended annually through a public process.


2.1 Community Indicators Goals

Since 2005, the City has been using Community Indicators as a way to track progress toward achieving the community's goals as described in the Redmond Comprehensive Plan. The indicators consist of a variety of measures to help City staff, officials, and the community track trends and progress toward goals for several functional areas, including housing, economic vitality, environmental quality, facilities and services, and overall quality of life. Reports on actions and progress made toward goals are prepared and distributed annually to identify needed updates to policies, regulations, or program needs and to contribute to general understanding by the Redmond community. The Community Indicators measure the City's success in achieving the Comprehensive Plan Framework Goals, as provided in Exhibit 2-1.

2 GOALS & POLICIES

Exhibit 2-1: Comprehensive Plan Goals

- **Conserve** agricultural lands and rural areas; protect and enhance the quality of the natural environment
- Retain and enhance Redmond's distinctive **character** and high quality of life, including an abundance of parks, open space, good schools and recreational facilities
- Emphasize **choices** in housing, transportation, stores and services
- **Centers:** Support vibrant concentrations of retail, office, service, residential, and recreational activity in Downtown and Overlake
- **Commerce:** Maintain a strong and diverse economy, and provide a business climate that retains and attracts locally owned companies as well as internationally recognized corporations
- Promote a variety of community gathering places and diverse **cultural** opportunities
- Provide convenient, safe and environmentally friendly transportation **connections** within Redmond, and between Redmond and other communities for people and goods



Farrel-McWhirter Farm is one of many historical farms that have been preserved by the City for park use.

Specific Community Indicators for the Parks and Recreation Department include:

- Access to parks
- A variety of community gathering places and diverse cultural opportunities.
- Attendance at Large Events
- Enrollment in Recreational and Cultural Programs
- Volunteer Efforts

The following exhibit summarizes these indicators for 2008.

2 GOALS & POLICIES

Exhibit 2-2: Summary of 2008 Community Indicators for Parks and Recreation

2.1: Access to Parks

City role: Significant

Percentage of dwelling units located within ½ mile of outdoor recreation areas (including parks, school playgrounds, and trails). Reported every five years.

Baseline ('05): 100%
Observed ('05): 100%
Objective: 100%

Trend: n/a



Promote a variety of community gathering places and diverse cultural opportunities



No apparent overall positive or negative trend.

6.1 Large Event Attendance

City role: Significant

Estimated or actual attendance at Derby Days and Redmond Lights

Baseline ('01): 7,500
Observed ('08): 15,000
Objective: --

Trend: ↔

6.2 Enrollment in Recreational and Cultural Programs

City role: Significant

Total enrolled in City recreational and cultural programs by age group, and description of non-City recreational opportunities.

Baseline ('00): 43,692
Observed ('08): 152,359
Objective: --

Trend: ↑

8.1 Volunteer Efforts

City role: Significant

Number of volunteer hours logged as part of major City-organized volunteer efforts (e.g., Arbor Day project, Senior Center programming).

Baseline ('00): 32,768
Observed ('08): 32,497
Objective: --

Trend: ↔

GO figure

Numbers at your fingertips

How Much/Many?	Of What?	Trend
49,508	Attendees of arts performances and exhibitions	↑

2 GOALS & POLICIES

2.2 Comprehensive Plan Policies

The PARCC Plan is the functional plan intended to describe how the City will implement the policies in the Comprehensive Plan. All of the relevant goals and policies were reviewed and analyzed in developing the strategies for this plan. A complete list of the Parks, Recreation and Arts policies is provided in Attachment 2A. The following goals and policies were instrumental in the development of the PARCC Plan priorities.

- FW-19 Make each neighborhood a better place to live or work by preserving and fostering each neighborhood's unique character, while providing for compatible growth in residences and other land uses, such as businesses, services, or parks.
- FW-26 Maintain and promote a vibrant system of parks, trails, open space, art, and recreational facilities that provides infrastructure designed to meet community needs, enhances Redmond's high quality of life, and protects its natural beauty.
- FW-27 Provide citizens of all ages, including seniors and teens, with diverse, attractive, safe, and accessible recreational and cultural opportunities. Accommodate a broad range of community interests including active programs, such as sports, as well as opportunities for passive enjoyment, such as gathering areas and art, within a variety of civic settings.
- PR-4 Distribute parks and recreation and cultural facilities throughout Redmond and within Potential Annexation Areas in a manner which, as much as possible, provides an equitable service radius *and improves walkability*.¹ Acquire land and develop parks in areas which are:
- Experiencing rapid growth;
 - Targeted for significant growth, such as the Downtown and Overlake Centers; or
 - Identified as having a deficiency in recreational and cultural services.
- NE-8 Support sustainable development and strive towards becoming a sustainable community.
- CC-11 Facilitate the development of a diverse set of recreational and cultural programs that celebrate Redmond's heritage and cultural diversity such as:
- Community theatre



Neighbors helped design and build the first phase of NE Neighborhood Park



Dudley Carter's Haida House will be the center-piece of a park that will celebrate the history of Redmond and local artists through educational programming and activities.

¹ *Italicized text* indicates a proposed addition to the policy.

2 GOALS & POLICIES

- Arts acquisition, recognition, and display
- A historic society
- An active parks and recreation program


CC-28 Coordinate the development of parks and trails and the acquisition of open space with the preservation, restoration, and use of heritage sites.

EV-3 Recognize that a healthy natural environment is a significant community amenity that attracts people and investments, and contributes to Redmond's economic vitality.

EV-15 Support the economic vitality of the City by encouraging investments in the arts and cultural activities, and through the use of superior urban design.

CF-13 Use capital facilities to attract growth to centers by:

- Giving priority to funding for public facilities within the Downtown Redmond and Overlake Urban Centers;
- Creating a mechanism to provide ongoing capital funds for Redmond's Urban Centers;
- Prioritizing projects outside these Urban Centers that will increase mobility to and from the centers.



The Green Redmond Partnership with the Cascade Land Conservancy and community volunteers is one way the city is working to protect our local forest habitat.

Adopt new policies for the Parks, Recreation and Arts element is proposed as follows:

1. New Policy: Develop a more walkable and geographically equitable system of parks and trails by calculating neighborhood park and trail level of service policies based on neighborhood populations.
2. New Policy: Develop a park and trail, recreation, and arts finance strategy that meets the needs of the community and preserves the level of services of these facilities and programs.
3. New Policy: Expand the City's Joint Use Agreement with the Lake Washington School District to develop park space at school sites and co-develop sports fields to increase community use of school fields.
4. New Policy: Develop a Joint Use Agreement with King County to use fields and other facilities at county parks within or near Redmond.
5. New Policy: Develop a long-term strategy with King County to transfer ownership of county parks within Redmond to the City of Redmond.
6. New Policy: Develop a strategy to annex all City of Redmond parks that exist within King County.
7. New Policy: Create a more healthy community by targeting additional active recreation programming to underserved populations and adding more health education programs.

2 GOALS & POLICIES



8. New Policy: The park level of service analysis should consider how community members use park spaces by providing credits for school properties and non-Redmond parks within the City and within walking distance of the City.
9. Modify PR-3 to replace “Parks, Recreation and Open Space Plan” with “plan” as follows: Maintain a ~~Parks, Recreation and Open Space~~ plan that implements the policies in this element, is flexible and can respond to changes in user population or recreational preference, and is consistent with Redmond's Comprehensive Plan, including neighborhood goals and policies.
10. Modify PR-4 as follows:
Distribute parks and recreation and cultural facilities throughout Redmond and within Potential Annexation Areas in a manner which, as much as possible, provides an equitable service radius distribution of parks and improves walkability. Acquire land and develop parks in areas which are:
 - Experiencing rapid growth;
 - Targeted for significant growth, such as the Downtown and Overlake Centers; or
 - Identified as having a deficiency in recreational and cultural services.
11. Modify PR-21 as follows:
Provide athletic facilities for organized sports that meet the current demands and needs of the community derived from level of service analysis. ~~such as but not limited to: practice and tournament regulation softball, practice and regulation baseball fields, soccer fields, and tennis courts~~. Design new and renovated sport facilities utilizing appropriate technologies to gain cost efficiencies, accommodate diverse uses, and increase capacity through extended and expanded play. New sports fields should be designed and constructed for multiple purposes whenever possible.
12. Modify PR-35 as follows:
Upon ~~Acquire~~ acquisition of the Burlington Northern Santa Fe (BNSF) railroad right-of-way within the City, when the right-of-way is no longer used for rail service. Coordinate with King County, Sound Transit and other partners on the planning and development of the corridor for a regional trail, opportunities for community gathering, art, culture, and historic interpretation, as well as for light rail transit, options for other transit and utility placement. ~~the City of Woodinville, and the Puget Sound Regional Council on acquisition of the right-of-way north of the City through Woodinville.~~

2.3 Budgeting by Priorities Goals

In 2008, the City developed a new budgeting process called Budgeting by Priorities (BP), which had five primary objectives:

- Align the budget with citizen priorities
- Measure progress towards priorities
- Get the best value for each tax dollar
- Foster continuous learning in the City
- Build regional cooperation

Citizens, business owners, staff and council worked together to identify six priorities as shown below.

Exhibit 2-3: Budgeting Priorities

BUSINESS COMMUNITY I want a diverse and vibrant range of businesses and services in Redmond
CLEAN & GREEN ENVIRONMENT I want to live, learn, work, and play in a clean and green environment
COMMUNITY BUILDING I want a sense of community and connections with others
INFRASTRUCTURE & GROWTH I want a well-maintained city whose transportation and other infrastructure keeps pace with growth
SAFETY I want to be safe where I live, work, and play
RESPONSIBLE GOVERNMENT I want a city government that is responsible and responsive to its residents and businesses

The following exhibit summarizes the dashboard indicators and goals developed for the Parks and Recreation Department through the BP process. Dashboard indicators are measures of performance to give elected officials and the community a big picture gauge of how well the City meets the goals of the priorities.

2 GOALS & POLICIES




Exhibit 2-4: Parks and Recreation Department Budgeting by Priorities (BP) Goals

Clean and Green Environment	Community Building
<p>Dashboard Indicator: Number of acres of developed park land per 1,000 Residents</p>	<p>Dashboard Indicators: Civic Participation Index: number of people attending public meetings and volunteering in Redmond each year Number of people enrolled in Parks and Recreation programs, plus attendance at major City-sponsored community events Percent responding “often” or “sometimes” to survey question on community connection</p>
<p>Goals:</p> <ul style="list-style-type: none"> • Provide strategic leadership, planning and support for overall operations and coordination for the diverse services provided by the Parks and Recreation Department. • Implement the Comprehensive Plan, CIP, and Parks, Recreation and Open Space (PRO) Plan in order to advance the mission and philosophy of the Parks and Recreation Department. • Secure additional park revenue through grants and partnerships outside traditional City funding to help meet the needs of Redmond citizens. • Continue to provide high quality maintenance and management of the park infrastructure and natural areas within the City. • Maintain and operate newly added park facilities (Perrigo Park Phase II, Slough Park, Grass Lawn Park picnic pavilion and recreational facilities, Senior Center plaza and garden). • Perform landscape maintenance of new capital projects including Redmond Fall City Highway (SR 202), 161st Ave NE, 172nd Ave NE, Bear Creek Parkway, Redmond Way, and NE 31st – NE 36th Street/SR 520 Bridge. • Continue emphasis on park infrastructure renovation and maintenance including fencing upgrades, paving repairs, park entrance sign replacements, dugout replacements at Hartman Park fields #1 – 4, Anderson Park (Adair House) kitchen and restroom renovations and Maxicom irrigation control upgrades. • Continue implementation of the Green Redmond Partnership forest stewardship program. 	<p>Goals:</p> <ul style="list-style-type: none"> • Expand and/or enhance recreation, community events, and cultural programming through community connections and partnerships. Programs will promote community health and fitness, celebrate diversity, and create civic pride. • Continue to provide customer-driven programs, rentals and services through responsive frontline staff, accessible online information, and quality facilities and park sites. • Expand partnerships within City departments and the community that leverage funding resources, provide a diverse range of programs, and promote community involvement. Focus will be on innovative programming, creating a distinct identity and tourism appeal. • Create new and expand current recreation and social service programs for youth at the Community Center, Old Fire House Teen Center, Redmond Junior High and Rose Hill Junior High. Focus will be on fostering community involvement and leveraging levy resources. • Create new City and community business relationships to develop cultural and recreational gathering places and public art placement in downtown and the larger community.

Source: City of Redmond 2009-2010 Adopted Budget

In summary, the Comprehensive Plan policies, Community Indicators, and BP goals will play a part in developing the strategies for the parks and trails, arts, recreation, culture, and conservation programs and facilities for the next six, ten and twenty years.